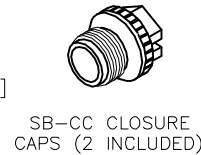


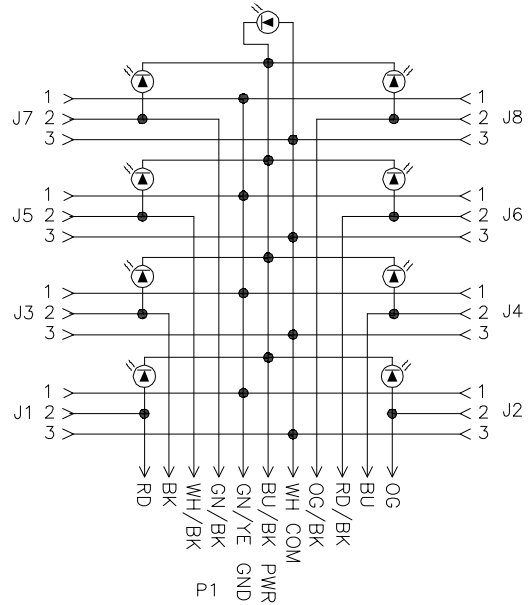
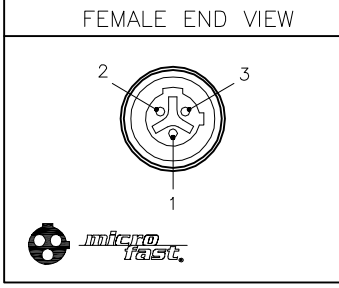
* METERS
SEE NOTE 1

CABLE LENGTH	TOLERANCE*
ALL LENGTHS	+ 4% (OR 50mm) OF LENGTH - 0% (OR 0mm) OF LENGTH WHICHEVER IS GREATER
STRIP LENGTH	TOLERANCE*
0-7mm	±0.5mm
8-29mm	±1.0mm
30-49mm	±2.0mm
50-69mm	±3.0mm
70-100mm	±4.0mm
OVER 100mm	±5.0mm

* UNLESS OTHERWISE SPECIFIED



SPECIFICATIONS	
CABLE DATA	
NUMBER OF CONDUCTORS [AWG]	11x18 AWG
DRAIN/SHIELD	20 AWG DRAIN/POLYESTER FOIL SHIELD
CONDUCTOR INSULATION	OIL RESISTANT PVC
OUTTER JACKET MATERIAL/COLOR	OIL RESISTANT PVC/BLACK
MATERIAL	
HOUSING/COLOR	NYLON/YELLOW
RECEPTACLE MATERIAL/PLATING	BRASS/NICKEL
CONTACT CARRIERS MATERIAL	NYLON
CONTACT MATERIAL/PLATING	BRASS/GOLD
SEALING RING	FKM/FPM
ELECTRICAL DATA	
OPERATING VOLTAGE	40-120 VAC
OPERATING CURRENT	4.0 AMPS PER PORT, 9.0 AMPS TOTAL
MECHANICAL DATA	
PROTECTION CLASS to DIN 40050	IP 67 - ONLY WHEN ALL RECEPTACLES ARE COVERED WITH PLUGS OR CONNECTED
OPERATING TEMPERATURE	-30°C to +80°C (-25°F to +176°F)



WIRING DIAGRAM

SOURCE DRAWING - FOR REFERENCE ONLY

NOTES:
1. "*" INDICATES CABLE LENGTH IN METERS. CONTACT TURCK TO ORDER SPECIFIC LENGTHS.

RELATED DOCUMENTS 1. 2. 3. 4.	3RD ANGLE PROJECTION 	THIS DRAWING IS CONFIDENTIAL AND THE PROPERTY OF TURCK INC. USE OF THIS DOCUMENT WITHOUT WRITTEN PERMISSION IS PROHIBITED.		3000 CAMPUS DRIVE MINNEAPOLIS, MN 55441 1-800-544-7769 (763) 553-7300 (763) 553-0708 fax www.turck.us	
		DRFT	JB	DATE	10/03/01
MATERIAL SEE SPECIFICATIONS	ALL DIMENSIONS DISPLAYED ON THIS DRAWING ARE FOR REFERENCE ONLY	APVD		SCALE	1=2
FINISH SEE SPECIFICATIONS		CONTACT TURCK FOR MORE INFORMATION	UNIT OF MEASUREMENT MILLIMETER [INCH]		
			DO NOT SCALE THIS DRAWING		
D	UPDATED GRN TO GRN/YEL PER ECO	TV	01/11/18	61062	FILE: 777000432
REV	DESCRIPTION	BY	DATE	ECO NO.	SHEET 1 OF 1